

105-101 Hemisphere Anti-skate Stud



Above. Shown with machine polished finish

Description

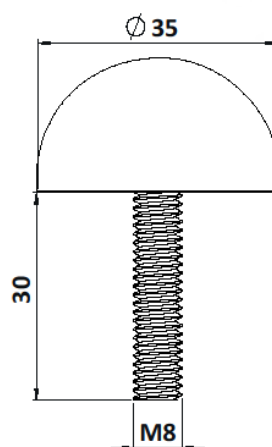
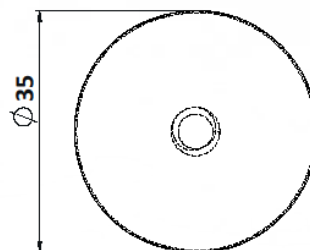
Manufactured from 316 grade steel.
Satin polish finish as standard.
Constructed from non corrosive material. M8 x 30mm stud to be resin fixed to concrete, stone or timber.
Decorative feature anti-skating device.

Dimensions

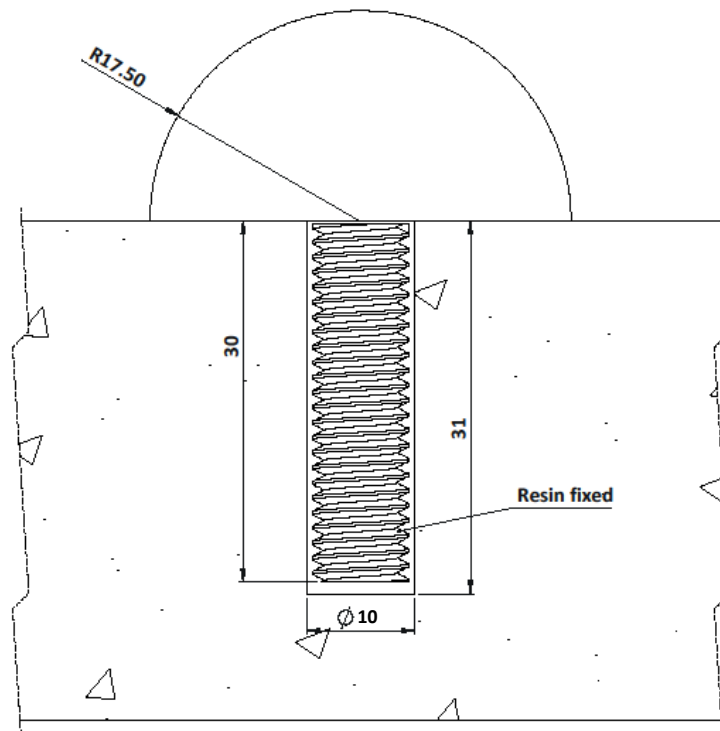
ø35 x 57.5mm (L)

Options

304 Grade stainless steel
Mirror polish finish
Bespoke sizing
Full installation service



105-101 Hemisphere Anti-skate Stud Installation



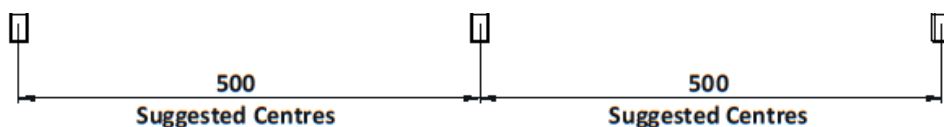
Installation

1. Drill holes 10mm in diameter to the depths shown above at a 45 deg. angle.
2. Remove dust and debris caused by drilling.
3. Following the product guidelines heat the Polymer Modified Adhesive and pour a sufficient amount to fill the drilled hole.
4. Push the stud into the hole firmly ensuring an edge seal around the entire stud
5. Allow a few minutes for the Polymer Modified Adhesive to set.

Cleaning & Maintenance

This product is designed for all weather exposure requiring only minimal maintenance as detailed below.

Stainless Steel: Manufactured from premium grade stainless steel. Maintenance free, inspect fixing every 6 months. Add additional Adhesive where required.



105-101 Hemisphere Anti-skate Stud

