


DATASHEET

SS 316L Groove Corduroy Warning Strip SR2 400mm



Above. Shown in machined finish

Description

Manufactured from 316L Stainless Steel. Machined polish finish as standard. Strips provide an underfoot warning to identify hazards and dangerous areas where is a change in levels. Surface of strip to have etched grooves for additional grip.

Dimensions Available

Width: 35mm

Length: 400mm

Height: 5mm

Options

Alternative sizing


Fixing Options: With/without fixing pin - Self
-adhesive - Screw hole - Pressed pin

Available with either a round or square end

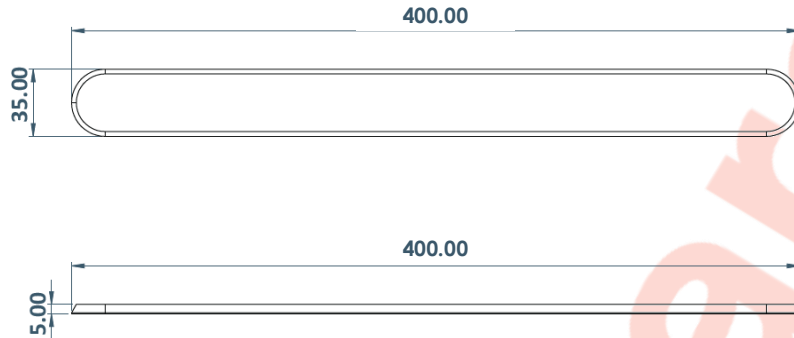
4 Colour options

Brass - Bronze - Aluminium

Full installation service



SS 316L Groove Corduroy Warning Strip SR2 400mm - Installation



Installation Welded Pin

1. Drill holes 7mm dia x 16mm depth.
2. Remove dust and debris caused by drilling.
3. Following the product guidelines, screw the nozzle on, and press the trigger - the two part resin will mix in the nozzle. Pour a sufficient amount to fill the drilled hole.
4. Push the stud into the hole firmly ensuring an edge seal around the entire stud
5. Allow a few minutes for the Polymer Modified Adhesive to set.

Installation Machined Pin

1. Drill holes 7mm dia x 13mm depth.
2. Remove dust and debris caused by drilling.
3. Following the product guidelines, screw the nozzle on, and press the trigger - the two part resin will mix in the nozzle. Pour a sufficient amount to fill the drilled hole.
4. Push the stud into the hole firmly ensuring an edge seal around the entire stud
5. Allow a few minutes for the Polymer Modified Adhesive to set.

Installation Self Adhesive

1. Prep area where stud is to be situated by using a grease and dirt remover, i.e white spirits. Then let dry thoroughly.
2. Once area is dried, peel backing to stud off and press down firmly.

Note: We highly recommend only using the self-adhesive studs on tiled floors.

For layout suggestions please refer to the below.

<https://www.studmarc.com/knowledge-base/how-far-apart-should-tactile-studs-be-installed-from-each-other/>

DATASHEET

SS 316L Groove Corduroy Warning Strip SR2 400mm

