

202-102 Demarcation Anti-Slip Stud Brass



Above. Shown with machined finish

Description

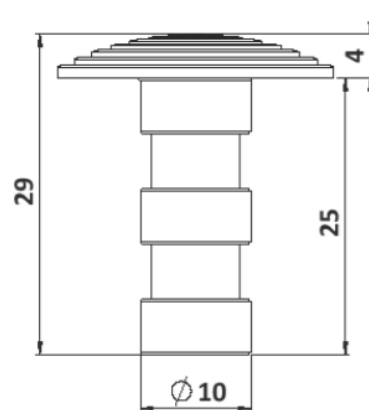
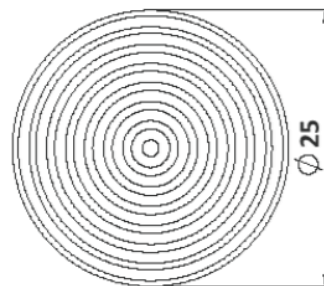
Manufactured from Brass.
Machined polish finish as standard.
Constructed from non corrosive material.
Long Service life. To be installed onto finish surface.

Dimensions

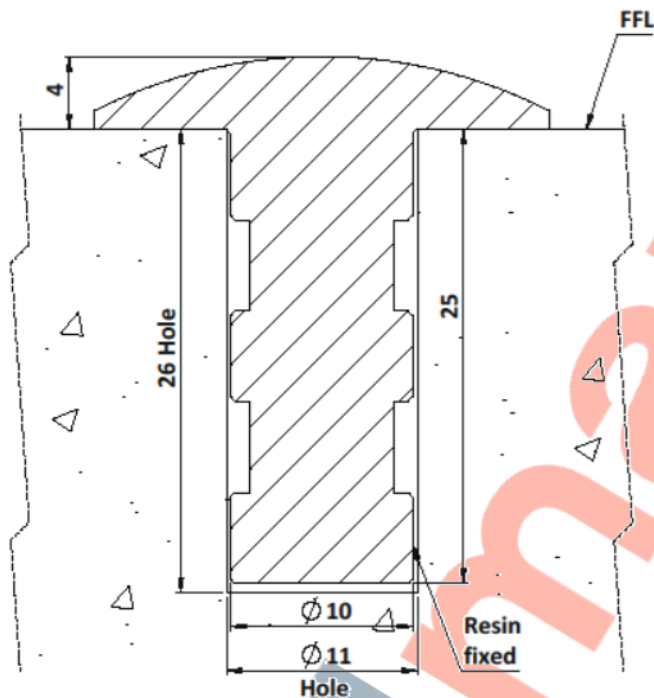
25mm \varnothing x 4mm thick top
25mm long x 10mm \varnothing threaded stud

Options

Etched or polished finish
Diameter options 20 - 120mm
Smooth topped version suitable for off-highway use such as car parks
Stainless steel versions
Full installation service



202-102 Demarcation Anti-Slip Stud Brass Installation



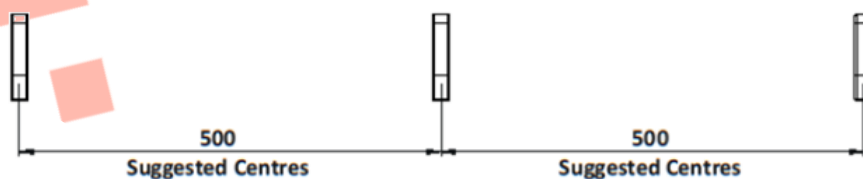
Installation

1. Drill holes 11mm in diameter to the depths shown above.
2. Remove dust and debris caused by drilling.
3. Following the product guidelines heat the Polymer Modified Adhesive and pour a sufficient amount to fill the drilled hole.
4. Push the stud into the hole firmly ensuring an edge seal around the entire stud
5. Allow a few minutes for the Polymer Modified Adhesive to set.

Cleaning & Maintenance

This product is designed for all weather exposure requiring only minimal maintenance as detailed below.

Brass: Manufactured from premium Brass. Maintenance free, inspect fixing every 6 months. Add additional adhesive where required.



DATASHEET

202-102 Demarcation Anti-Slip Stud Brass

