

## 202-101 Demarcation Anti-Slip Stud Stainless Steel



Above. Shown with machined finish

### Description

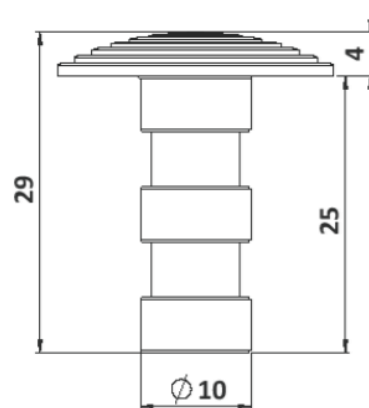
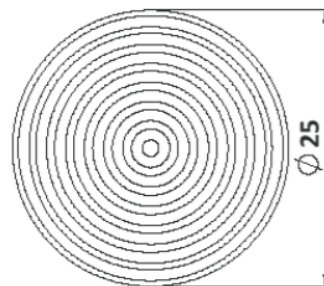
Manufactured from Stainless Steel.  
Machined polish finish as standard.  
Constructed from non corrosive material.  
Long Service life. To be installed onto finish surface.

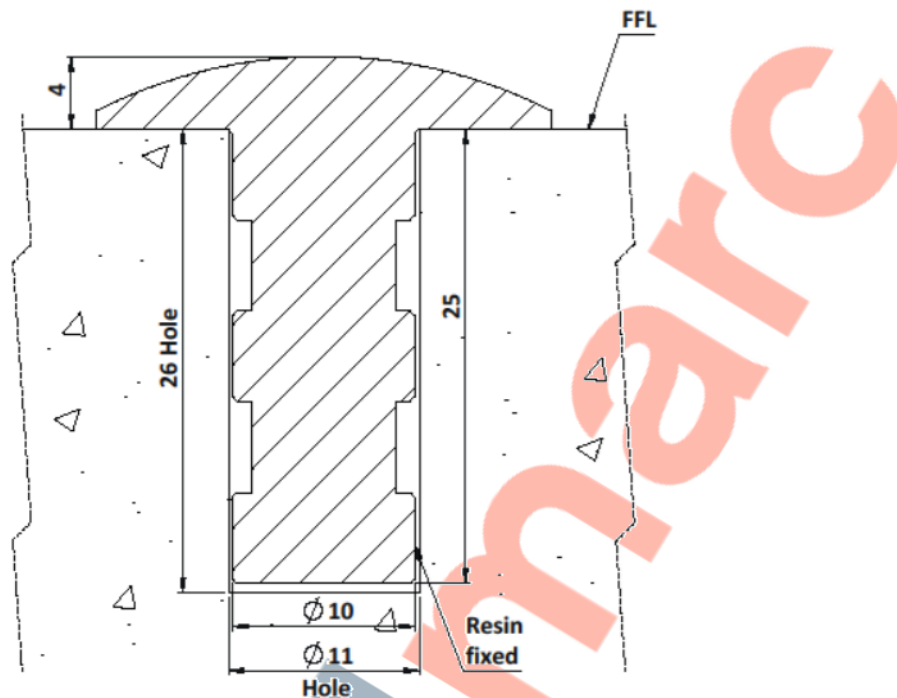
### Dimensions

25mm $\phi$  x 4mm thick top  
25mm long x 10mm $\phi$  threaded stud

### Options

Etched or polished finish  
Diameter options 20 - 120mm  
Smooth topped version suitable for off-highway use such as car parks  
Brass versions  
Full installation service





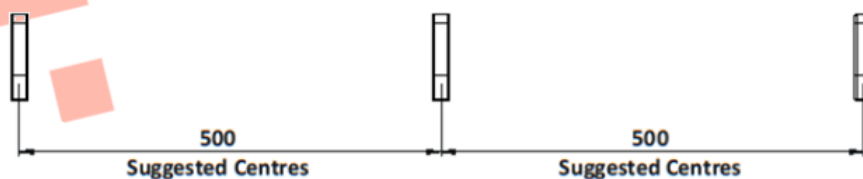
### Installation

1. Drill holes 11mm in diameter to the depths shown above.
2. Remove dust and debris caused by drilling.
3. Following the product guidelines heat the Polymer Modified Adhesive and pour a sufficient amount to fill the drilled hole.
4. Push the stud into the hole firmly ensuring an edge seal around the entire stud
5. Allow a few minutes for the Polymer Modified Adhesive to set.

### Cleaning & Maintenance


*This product is designed for all weather exposure requiring only minimal maintenance as detailed below.*

Stainless Steel: Manufactured from premium Stainless Steel. Maintenance free, inspect fixing every 6 months. Add additional adhesive where required.



DATASHEET

## 202-101 Demarcation Anti-Slip Stud Stainless Steel



 **Studmarc**