

DATASHEET

109-101 Handrail Stud Without Security Fixings

109-102 Handrail Stud With Security Fixings (Security nut and pin)



Above. Shown with attractive machine finish

Description

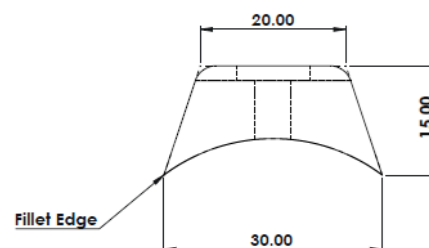
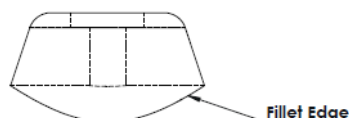
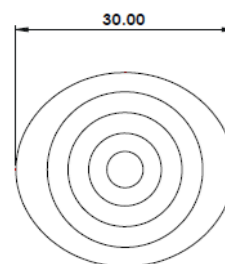
Manufactured from 316 grade steel.
Satin polish finish as standard.
Constructed from non corrosive material.
Decorative feature anti-skating device.
1no. Security Pin per stud

Dimensions

30mm x 27mm x 15mm

Options

Specify required internal radius to suit
edge of base product.
304 Grade stainless steel
Brass
Bespoke sizing
Full installation service

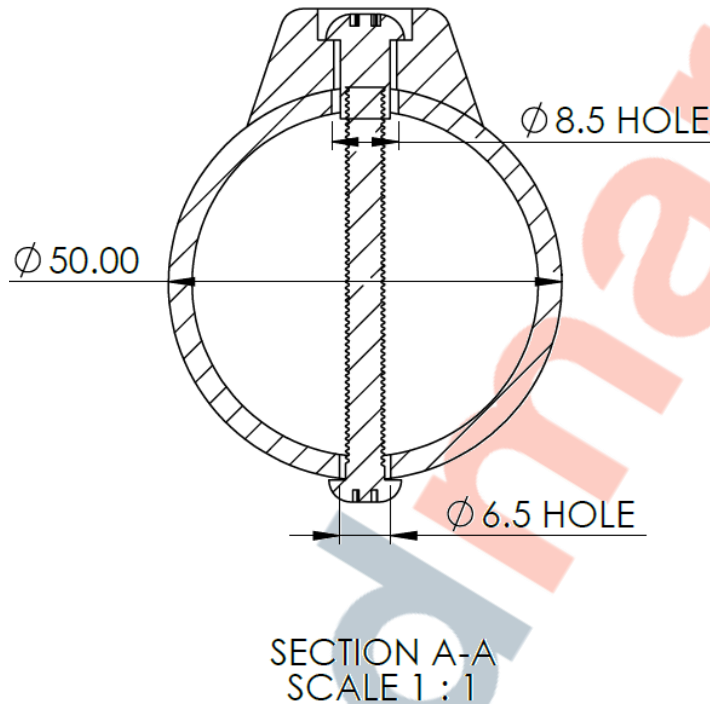


DATASHEET

109-101 Handrail Stud Without Security Fixings

109-102 Handrail Stud With Security Fixings (Security nut and pin)

Installation



Installation

Stud designed to sit flush on 50mm diameter handrails

The handrail studs are fitted with the security nut inserted into the stud on the top of the rail

The security pin head should protrude at the bottom of the rail

1. Drill 1no. Hole 8.5mm in diameter through top of the rail.
2. Remove dust and debris caused by drilling.
3. Drill 1no. Hole 6.5mm in diameter through bottom of the rail.
4. Remove dust and debris caused by drilling.
3. Insert Chicago bolt from the bottom
4. Tighten the bottom
5. Check stud is firmly in place, tighten as required

Cleaning & Maintenance

This product is designed for all weather exposure requiring only minimal maintenance as detailed below.

Stainless Steel: Manufactured from premium grade stainless steel. Maintenance free, inspect fixing every 6 months. Add additional Adhesive where required.

DATASHEET

109-101 Handrail Stud Without Security Fixings

109-102 Handrail Stud With Security Fixings (Security nut and pin)

